FOR FIELDS A,G,H AND I



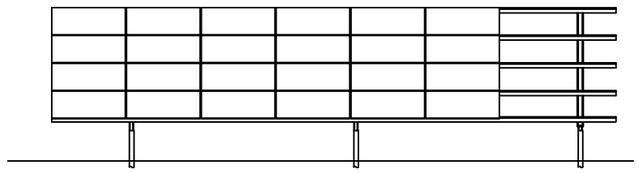

FOR OTHER FIELDS



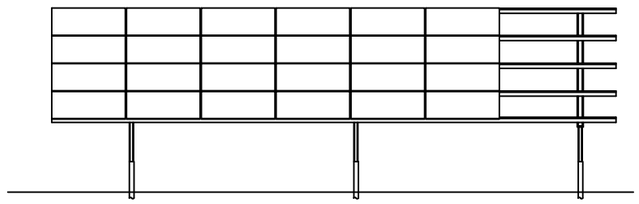

Reproduced with the permission of the controller of her Majesty's Stationery Office.© Crown Copyright - Licence No. AR100017235

Environmental Planning EIA Landscape Architecture Ecology

GENERAL NOTES:
1. ALL DIMENSIONS AND LEVELS SHALL BE CHECKED ON SITE PRIOR TO CONSTRUCTION WORK COMMENCING.
2. ALL LANDSCAPE DRAWINGS TO BE READ IN CONJUNCTION WITH ALL RELEVANT ENGINEER'S AND ARCHITECT'S DRAWINGS AND SPECIFICATIONS.
3. ALL DRAWINGS TO BE READ IN CONJUNCTION WITH THE LANDSCAPE SPECIFICATION.
4. ANY DISCREPANCY CONCERNING THE DRAWINGS SHOULD BE REFERRED TO THE CA IMMEDIATELY.
5. ALL DIMENSIONS IN MILLIMETRES UNLESS NOTED OTHERWISE.
6. ALL LEVELS IN METRES.
7. DO NOT SCALE OFF THIS DRAWING.
8. EXISTING SERVICE ALIGNMENTS SHALL BE CHECKED ON SITE BY THE CONTRACTOR PRIOR TO CONSTRUCTION WORK COMMENCING.

DRAWING NOTES:

PV MOUNTING SYSTEM IS INDICATIVE AND IS FOR INFORMATION ONLY.

PLEASE SEE MASTERPLAN DRAWING NO '3352_L_GA_01_1' FOR FIELD REFERENCES.

Rev:	Date:	Description:	Drawn	Ch'd
-	--	--	--	--

THE Landmark PRACTICE
Hope Chapel House
Hope Chapel Hill
Hotwells
Bristol BS8 4ND
United Kingdom
Tel: +44 (0)117 923 0455
enquiries@thelandmarkpractice.com
www.thelandmarkpractice.com

Client: ERSUN (Westhide SPV) Ltd
Project: WESTHIDE SOLAR
Title: PV MOUNTING SYSTEM

Status:	Drawn:	Checked:
PLANNING	GS	JH
Scale: 1 : 100 @ A3	Date: 14.12.21	Approved: AS

Drawing Number: 3352_P_DT_3_01
Rev: -

S:\PROJECTS\3350 - 3399\3352 - Westhide Solar\3 GRAPHICS\CAD\DESIGN FILES