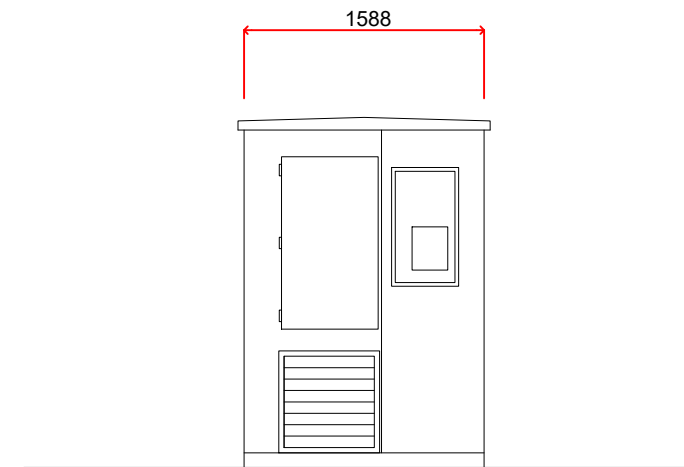




Plan view



DRAWING IS INDICATIVE AND SUBJECT TO ENGINEERS INPUT.



Reproduced with the permission of the controller of her Majesty's Stationery Office. © Crown Copyright - Licence No. AR100017235

Environmental Planning EIA Landscape Architecture Ecology

**GENERAL NOTES:**

1. ALL DIMENSIONS AND LEVELS SHALL BE CHECKED ON SITE PRIOR TO CONSTRUCTION WORK COMMENCING.
2. ALL LANDSCAPE DRAWINGS TO BE READ IN CONJUNCTION WITH ALL RELEVANT ENGINEER'S AND ARCHITECT'S DRAWINGS AND SPECIFICATIONS.
3. ALL DRAWINGS TO BE READ IN CONJUNCTION WITH THE LANDSCAPE SPECIFICATION.
4. ANY DISCREPANCY CONCERNING THE DRAWINGS SHOULD BE REFERRED TO THE CA IMMEDIATELY.
5. ALL DIMENSIONS IN MILLIMETRES UNLESS NOTED OTHERWISE.
6. ALL LEVELS IN METRES.
7. DO NOT SCALE OFF THIS DRAWING.
8. EXISTING SERVICE ALIGNMENTS SHALL BE CHECKED ON SITE BY THE CONTRACTOR PRIOR TO CONSTRUCTION WORK COMMENCING.

**DRAWING NOTES:**

Rev	Date	Description	Drawn	Ch'd
-	--	--	--	--

**THE Landmark PRACTICE**

Hope Chapel House  
Hope Chapel Hill  
Hotwells  
Bristol BS8 4ND  
United Kingdom

Tel: +44 (0)117 923 0455  
enquiries@thelandmarkpractice.com  
www.thelandmarkpractice.com

Client: ERSUN (Westhde SPV) Ltd		
Project: WESTHIDE SOLAR		
Title: INVERTER DETAIL		
Status: PLANNING	Drawn: GS	Checked: JH
Scale: 1 : 50 @ A3	Date: 14.12.21	Approved: AS
Drawing Number: 3352_P_DT_3_06	Rev: -	